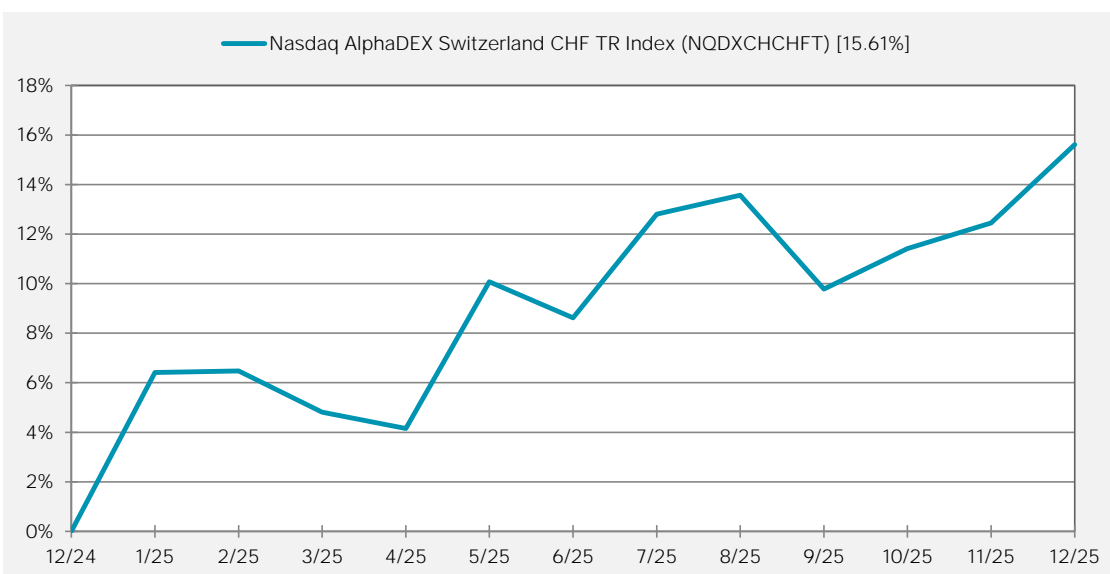


Nasdaq AlphaDEX Switzerland CHF TR Index

The Nasdaq AlphaDEX® Switzerland Index employs the AlphaDEX® stock selection methodology to select stocks from the Nasdaq Switzerland Index. The Index is constructed by ranking the stocks in the Nasdaq Switzerland Index separately on growth and value factors. The Index began on September 8, 2014 at a value of 1000.00.

More information about the Index can be found at <https://indexes.nasdaq.com/Index/Overview/NQDXCHCHF>

1-YEAR PERFORMANCE



QUICK FACTS

Securities: 40
Currency: CHF
History: 09/08/2014
YTD Return: 15.61%

INDEX TICKERS

Price Return: NQDXCHCHF
Total Return: NQDXCHCHF
Net Total Return: NQDXCHCHF

TOP 10 COMPONENTS BY WEIGHT

TICKER	NAME	WEIGHT
HOLN	Holcim N	5.16%
HBAN	Helvetia Bal HI Rg	4.40%
AVOL	Avolta N	4.29%
SON	Swissquote Grp HI N	4.24%
SDZ	Sandoz Group Rg	4.17%
UHR	The Swatch Grp Br	4.08%
EFGN	EFG Intl N	4.06%
SFSN	SFS Group N	3.90%
ADEN	Adecco Group N	3.84%
BKW	BKW N	3.80%

INDUSTRY BREAKDOWN

INDUSTRY	WEIGHT	SECURITIES
Technology	2.15%	2
Telecommunications	3.20%	1
Health Care	10.47%	6
Financials	28.22%	11
Real Estate	2.35%	2
Consumer Discretionary	8.36%	2
Consumer Staples	9.28%	5
Industrials	32.17%	10
Basic Materials	0.00%	0
Energy	0.00%	0
Utilities	3.80%	1

PERFORMANCE(TR Version)

ANNUAL	
1 Year	15.61%
2 Year	7.97%
3 Year	12.64%
4 Year	-18.97%
5 Year	24.76%
6 Year	6.77%
7 Year	26.02%
8 Year	-13.49%
9 Year	27.23%
10 Year	6.83%

CUMULATIVE	
1 Year	15.61%
2 Year	24.82%
3 Year	40.60%
4 Year	13.93%
5 Year	42.15%
6 Year	51.77%
7 Year	91.26%
8 Year	65.46%
9 Year	110.51%
10 Year	124.89%

CUMULATIVE ANNUALIZED	
1 Year	15.61%
2 Year	11.72%
3 Year	12.03%
4 Year	3.31%
5 Year	7.29%
6 Year	7.20%
7 Year	9.71%
8 Year	6.50%
9 Year	8.62%
10 Year	8.44%

ANNUALIZED VOLATILITY(TR Version)

ANNUAL	
1 Year	14.10%
2 Year	10.84%
3 Year	12.29%
4 Year	19.21%
5 Year	12.47%
6 Year	25.54%
7 Year	11.86%
8 Year	14.66%
9 Year	9.52%
10 Year	16.62%

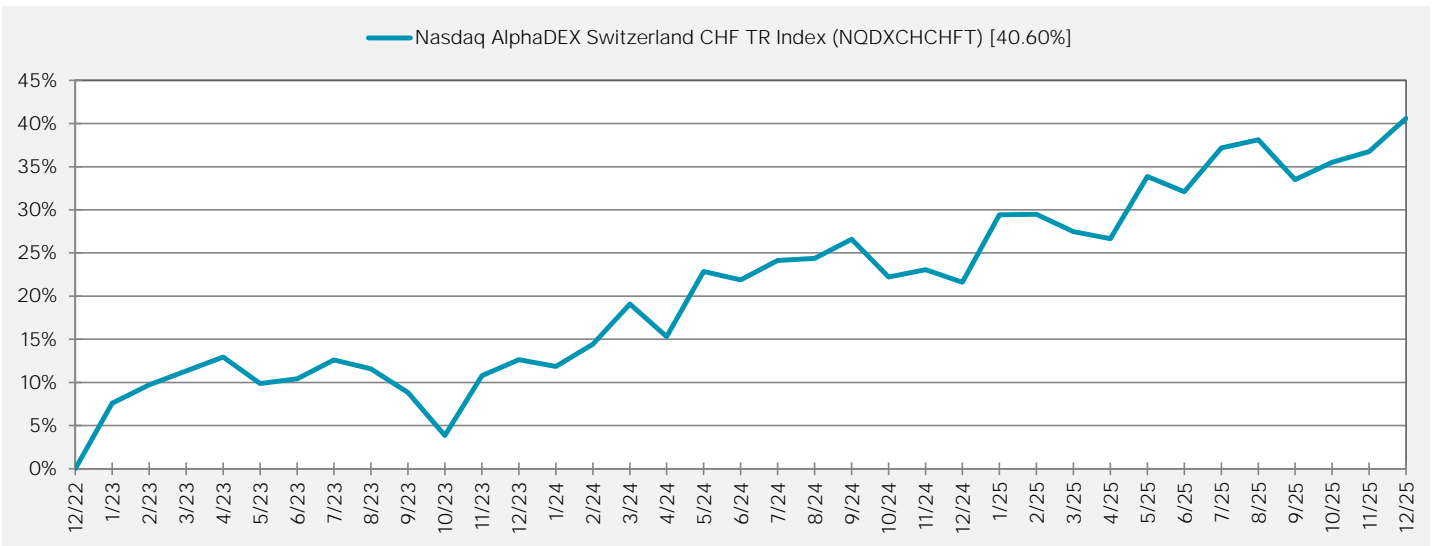
CUMULATIVE	
1 Year	14.10%
2 Year	12.56%
3 Year	12.47%
4 Year	14.46%
5 Year	14.08%
6 Year	16.55%
7 Year	15.97%
8 Year	15.81%
9 Year	15.25%
10 Year	15.39%

PERFORMANCE(TR Version)

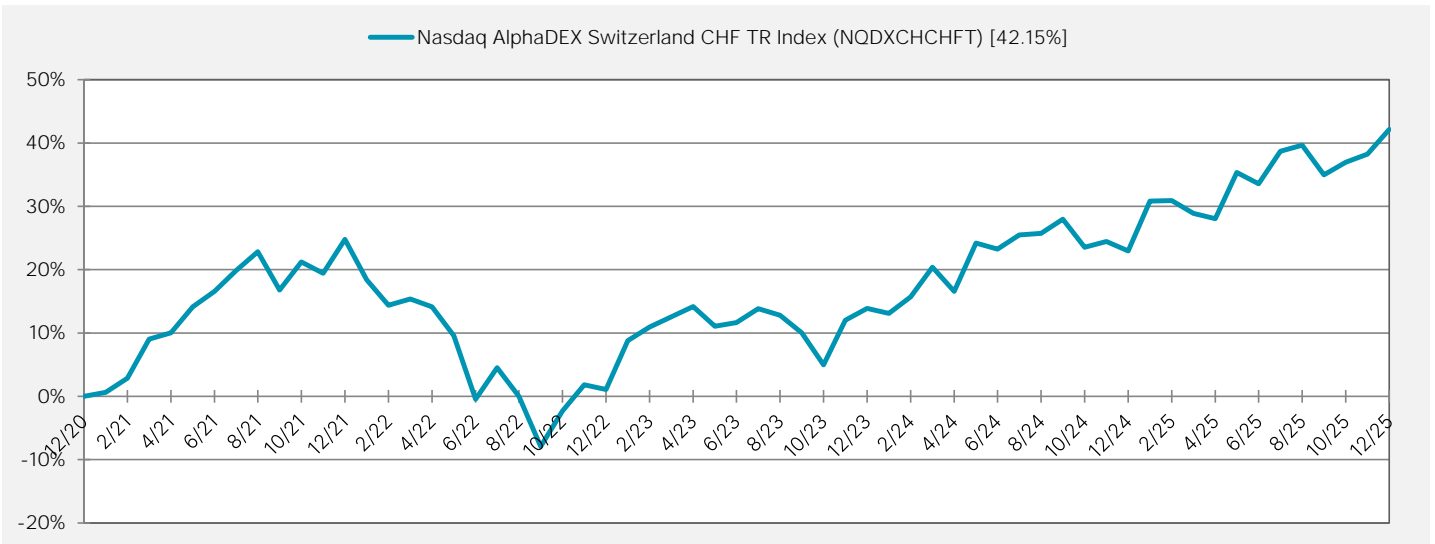
CALENDER YEAR	
2025	15.61%
2024	7.97%
2023	12.64%
2022	-18.97%
2021	24.76%
2020	6.77%
2019	26.02%
2018	-13.49%
2017	27.23%
2016	6.83%

All Information as of 12/31/2025.

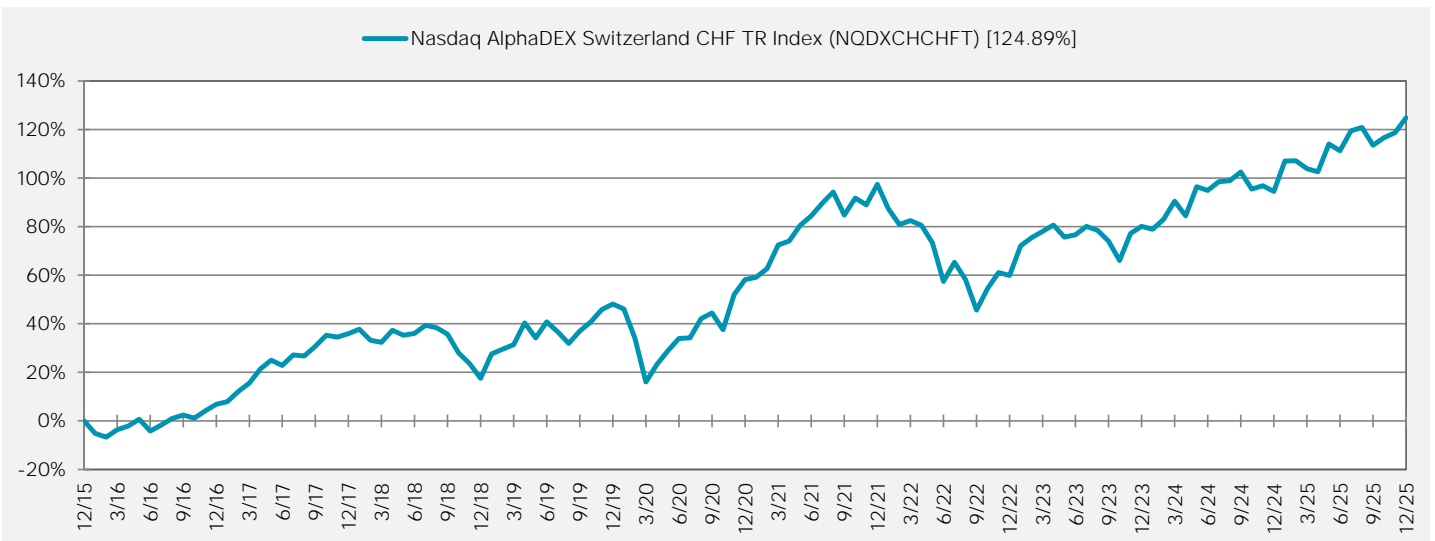
3-YEAR PERFORMANCE



5-YEAR PERFORMANCE



10-YEAR PERFORMANCE



All Information as of 12/31/2025.

MONTHLY PERFORMANCE (TR Version)

Dec 2025	2.81%
Nov 2025	0.94%
Oct 2025	1.48%
Sep 2025	-3.34%
Aug 2025	0.68%
Jul 2025	3.85%
Jun 2025	-1.32%
May 2025	5.69%
Apr 2025	-0.63%
Mar 2025	-1.57%
Feb 2025	0.06%
Jan 2025	6.42%
Dec 2024	-1.19%
Nov 2024	0.71%
Oct 2024	-3.46%
Sep 2024	1.78%
Aug 2024	0.19%
Jul 2024	1.84%
Jun 2024	-0.78%
May 2024	6.53%
Apr 2024	-3.17%
Mar 2024	4.07%
Feb 2024	2.30%
Jan 2024	-0.70%
Dec 2023	1.66%
Nov 2023	6.70%
Oct 2023	-4.60%
Sep 2023	-2.45%
Aug 2023	-0.91%
Jul 2023	1.97%
Jun 2023	0.50%
May 2023	-2.72%
Apr 2023	1.46%
Mar 2023	1.46%
Feb 2023	1.97%
Jan 2023	7.60%
Dec 2022	-0.71%
Nov 2022	4.24%
Oct 2022	6.07%
Sep 2022	-7.91%

Aug 2022	-4.32%
Jul 2022	5.00%
Jun 2022	-9.17%
May 2022	-3.97%
Apr 2022	-1.07%
Mar 2022	0.86%
Feb 2022	-3.42%
Jan 2022	-5.09%
Dec 2021	4.46%
Nov 2021	-1.46%
Oct 2021	3.81%
Sep 2021	-4.94%
Aug 2021	2.48%
Jul 2021	2.82%
Jun 2021	2.14%
May 2021	3.72%
Apr 2021	0.91%
Mar 2021	6.00%
Feb 2021	2.23%
Jan 2021	0.61%
Dec 2020	4.07%
Nov 2020	10.48%
Oct 2020	-4.73%
Sep 2020	1.63%
Aug 2020	5.91%
Jul 2020	0.17%
Jun 2020	3.92%
May 2020	4.53%
Apr 2020	6.21%
Mar 2020	-13.39%
Feb 2020	-8.22%
Jan 2020	-1.43%
Dec 2019	1.59%
Nov 2019	3.62%
Oct 2019	2.70%
Sep 2019	3.86%
Aug 2019	-3.44%
Jul 2019	-2.90%
Jun 2019	4.88%
May 2019	-4.43%

Apr 2019	6.83%
Mar 2019	1.44%
Feb 2019	1.53%
Jan 2019	8.53%
Dec 2018	-4.90%
Nov 2018	-3.47%
Oct 2018	-5.63%
Sep 2018	-1.99%
Aug 2018	-0.64%
Jul 2018	2.43%
Jun 2018	0.57%
May 2018	-1.51%
Apr 2018	3.80%
Mar 2018	-0.71%
Feb 2018	-3.25%
Jan 2018	1.35%
Dec 2017	1.05%
Nov 2017	-0.59%
Oct 2017	3.47%
Sep 2017	3.12%
Aug 2017	-0.26%
Jul 2017	3.52%
Jun 2017	-1.77%
May 2017	2.96%
Apr 2017	5.05%
Mar 2017	3.06%
Feb 2017	3.95%
Jan 2017	1.00%
Dec 2016	2.55%
Nov 2016	2.96%
Oct 2016	-1.20%
Sep 2016	1.42%
Aug 2016	2.65%
Jul 2016	2.60%
Jun 2016	-4.81%
May 2016	2.88%
Apr 2016	1.55%
Mar 2016	3.31%
Feb 2016	-1.66%
Jan 2016	-5.10%

QUARTERLY PERFORMANCE (TR Version)

Q4 2025	5.31%
Q3 2025	1.07%
Q2 2025	3.63%
Q1 2025	4.81%
Q4 2024	-3.93%
Q3 2024	3.85%
Q2 2024	2.35%
Q1 2024	5.73%
Q4 2023	3.48%
Q3 2023	-1.43%
Q2 2023	-0.81%
Q1 2023	11.32%
Q4 2022	9.79%
Q3 2022	-7.49%
Q2 2022	-13.71%
Q1 2022	-7.54%
Q4 2021	6.85%
Q3 2021	0.16%
Q2 2021	6.91%
Q1 2021	9.04%
Q4 2020	9.54%
Q3 2020	7.82%
Q2 2020	15.38%
Q1 2020	-21.65%
Q4 2019	8.11%
Q3 2019	-2.62%
Q2 2019	7.08%
Q1 2019	11.78%
Q4 2018	-13.36%
Q3 2018	-0.25%
Q2 2018	2.81%
Q1 2018	-2.63%
Q4 2017	3.94%
Q3 2017	6.47%
Q2 2017	6.25%
Q1 2017	8.20%
Q4 2016	4.32%
Q3 2016	6.81%
Q2 2016	-0.56%
Q1 2016	-3.59%

All Information as of 12/31/2025.

All Information as of 12/31/2025.

Sources: Nasdaq Index Research, Bloomberg, FactSet.

DISCLAIMER

Nasdaq® is a registered trademark of Nasdaq, Inc. The information contained above is provided for informational and educational purposes only, and nothing contained herein should be construed as investment advice, either on behalf of a particular security or an overall investment strategy. Neither Nasdaq, Inc. nor any of its affiliates makes any recommendation to buy or sell any security or any representation about the financial condition of any company. Statements regarding Nasdaq-listed companies or Nasdaq proprietary indexes are not guarantees of future performance. Actual results may differ materially from those expressed or implied. Past performance is not indicative of future results. Investors should undertake their own due diligence and carefully evaluate companies before investing. **ADVICE FROM A SECURITIES PROFESSIONAL IS STRONGLY ADVISED.**

[HTTPS://INDEXES.NASDAQ.COM/](https://indexes.nasdaq.com/)

NASDAQ INDEX SERVICES TEAM

Toll Free Number | Calling in the U.S. +1 844 717 0708

International Callers | Non-us Callers +1 301 978 8311

IndexServices@nasdaq.com

CORPORATE HEADQUARTERS | 151 W 42ND ST NEW YORK, NY 10036



© 2025. Nasdaq, Inc. All Rights Reserved.